

2009 Annual Meeting Survey










1. How many days did you attend this year's Annual Meeting?			Response Percent	Response Count
0			0.3%	3
1			1.3%	14
2			10.4%	115
3			34.5%	380
4 or more			53.5%	589
			<i>answered question</i>	1,101
			<i>skipped question</i>	0

2. Which days did you attend? Please check appropriate day(s).			Response Percent	Response Count
Thursday			7.3%	80
Friday			52.9%	578
Saturday			94.7%	1,035
Sunday			95.7%	1,046
Monday			80.9%	884
Tuesday			29.5%	322
			<i>answered question</i>	1,093
			<i>skipped question</i>	8

3. LOGISTICS: Please indicate your satisfaction with the following logistical aspects of the Annual Meeting:

	Very Satisfied	Satisfied	Dissatisfied	Very Dissatisfied	Did Not Use	Response Count
Pre-Registration Process	68.8% (753)	28.2% (308)	1.6% (17)	0.2% (2)	1.3% (14)	1,094
Onsite Registration Process	24.5% (256)	13.2% (138)	0.7% (7)	0.0% (0)	61.7% (645)	1,046
Onsite Registration Hours	23.9% (248)	16.3% (169)	1.2% (12)	0.0% (0)	58.6% (607)	1,036
Meeting Room Space	34.7% (377)	54.4% (591)	4.1% (44)	1.4% (15)	5.4% (59)	1,086
AAR Signage outside Session Rooms	37.8% (406)	47.9% (514)	7.3% (78)	0.8% (9)	6.2% (66)	1,073
Audio-Visual Equipment	19.1% (203)	34.2% (364)	6.3% (67)	1.4% (15)	39.1% (416)	1,065
Shuttles	21.2% (228)	25.6% (275)	7.3% (78)	2.7% (29)	43.3% (465)	1,075
Disability Access	2.2% (23)	3.9% (41)	1.6% (17)	1.0% (10)	91.3% (957)	1,048
Availability of Food	24.4% (259)	47.4% (503)	13.5% (143)	3.8% (40)	10.9% (116)	1,061
Comments about Logistics (optional)						324
answered question						1,098
skipped question						3




4. HOUSING: Please indicate your satisfaction with the following logistical aspects of the Annual Meeting:					
	Very Satisfied	Satisfied	Dissatisfied	Very Dissatisfied	Response Count
Housing Process	42.6% (402)	47.8% (451)	8.1% (76)	1.6% (15)	944
Accessibility Among Hotels	27.6% (258)	51.3% (479)	16.5% (154)	4.6% (43)	934
Hotel Facilities Overall	36.9% (347)	53.2% (500)	7.9% (74)	2.0% (19)	940
	<i>answered question</i>				965
	<i>skipped question</i>				136







5. Where did you stay during the Annual Meeting?			
		Response Percent	Response Count
Fairmont Queen Elizabeth		24.6%	260
Le Centre Sheraton		16.8%	178
Hotel Intercontinental		9.9%	105
Hyatt Regency		10.3%	109
Holiday Inn Select		4.8%	51
Local, did not need hotel		4.2%	44
Preferred customer at another hotel		1.9%	20
Found a lower rate at another hotel		23.3%	246
Stayed with friends		4.2%	44
	Other (please specify)		193
	<i>answered question</i>		1,057
	<i>skipped question</i>		44




6. PUBLICATIONS: Please indicate your satisfaction with the following publication aspects of the Annual Meeting:




	Very Satisfied	Satisfied	Dissatisfied	Very Dissatisfied	Did Not Use	Response Count
Usefulness of the Pre-Registration Packet (mailed in the March RSN)	31.3% (331)	46.6% (494)	2.5% (27)	0.8% (9)	18.7% (198)	1,059
Format of the Program Planner (mailed in early summer)	29.4% (310)	45.4% (479)	5.5% (58)	2.0% (21)	17.6% (186)	1,054
Usefulness of the Program Planner in Your Planning	31.4% (330)	43.2% (454)	5.6% (59)	1.9% (20)	18.0% (189)	1,052
Usefulness of Online Program Book	29.6% (314)	37.6% (399)	6.5% (69)	1.5% (16)	24.7% (262)	1,060
Usefulness of the print Program Book (available onsite only)	52.4% (559)	38.6% (412)	2.7% (29)	1.0% (11)	5.2% (55)	1,066
					Other (please specify)	156
					<i>answered question</i>	1,083
					<i>skipped question</i>	18

7. PROGRAMMING: Please indicate your satisfaction with the following programmatic aspects of the Annual Meeting:						
	Very Satisfied	Satisfied	Dissatisfied	Very Dissatisfied	Did Not Use	Response Count
Overall Quality of Sessions	31.5% (341)	60.0% (650)	6.3% (68)	0.9% (10)	1.4% (15)	1,084
Opportunity to Network with Friends/Colleagues	45.6% (495)	45.6% (495)	5.9% (64)	0.8% (9)	2.0% (22)	1,085
Plenary Sessions	17.4% (187)	33.0% (355)	4.7% (51)	0.8% (9)	44.1% (474)	1,076
Arts Series Events	4.3% (45)	7.8% (82)	1.0% (11)	0.2% (2)	86.8% (918)	1,058
Films	4.0% (43)	7.3% (78)	0.9% (10)	0.1% (1)	87.6% (931)	1,063
Tours	3.0% (32)	4.3% (45)	0.5% (5)	0.3% (3)	92.0% (973)	1,058
Pre-Conference Workshops	9.0% (95)	7.2% (76)	0.4% (4)	0.0% (0)	83.5% (884)	1,059
Friday Night Welcome Reception	5.4% (57)	12.0% (128)	2.2% (23)	0.8% (8)	79.7% (847)	1,063
Saturday Night Centennial Celebration	5.5% (58)	13.8% (146)	2.9% (31)	0.5% (5)	77.4% (821)	1,061
Job Center	2.0% (21)	7.7% (81)	3.7% (39)	1.7% (18)	84.8% (889)	1,048
Did one aspect of the meeting (eg, a certain session, workshop, or event) make your decision to attend the meeting? If so, which event?						311
answered question						1,090
skipped question						11

8. Did you visit the Exhibit Hall at the Annual Meeting?			
		Response Percent	Response Count
Yes		92.4%	1,012
No		7.1%	78
N/A		0.5%	5
		answered question	1,095
		skipped question	6

9. How many purchases did you make in the Exhibit Hall?			
		Response Percent	Response Count
0		41.5%	447
1		12.7%	137
2		12.2%	131
3		8.2%	88
4		7.8%	84
5 or more		17.7%	191
		answered question	1,078
		skipped question	23

10. Are you satisfied with the Exhibit Hall hours? (Saturday-Monday, 8:30 am-5:30 pm, Tuesday, 8:30 am-12:00 pm)				
			Response Percent	Response Count
Yes			75.2%	809
No			18.4%	198
N/A			6.4%	69
			Other (please specify)	173
			answered question	1,076
			skipped question	25

11. Do you plan to attend the 2010 AAR Annual Meeting in Atlanta, GA?				
			Response Percent	Response Count
Yes			62.7%	687
No			9.3%	102
Don't Know			27.9%	306
			If no, what is your reason?	174
			answered question	1,095
			skipped question	6

12. Overall Satisfaction with 2009 Meeting							
	Very Satisfied	Satisfied	Dissatisfied	Very Dissatisfied	Did Not Use	Response Count	
Satisfaction level:	38.7% (423)	54.0% (590)	6.1% (67)	1.1% (12)	0.0% (0)	1,092	
						answered question	1,092
						skipped question	9

13. General comments about the 2009 AAR Annual Meeting		
		Response Count
		535
	<i>answered question</i>	535
	<i>skipped question</i>	566